

Quick Introduction to Connect One

Who is Connect One?

Connect One is a fabless semiconductor company which offers a line of IP communication solutions for embedded devices. To date, the company has shipped over 1.5 Million chips and modules to hundreds of customers worldwide.

What does Connect One do?

Connect One allows customers to quickly and easily IP-enable their embedded devices for LAN, WiFi, dialup or cellular communications.

How does Connect One do this?

Connect One developed a unique ASIC called the iChip. The iChip is a System on Chip (SoC) which contains all required drivers, Internet protocols, SSL encryption capabilities and other elements required for Internet communications over LAN, WiFi, Dialup or Cellular.

The Result

Customers are able to LAN and WiFi-enable their embedded devices with zero drivers or protocol development, achieving immediate time to market and minimizing business risks associated with non-core development.


Advantages & Uniqueness:

- Platform and OS independent solutions; no drivers required
- Little or no development on any existing MCU/CPU
- Complete, field proven full protocol and application stack for Internet communications
- Quick time to market: Hours to prototype, weeks to production
- Hardware accelerated SSL solution for end-to-end encryption
- On-Chip web server delivers instant browser-based front end to any embedded device
- Fully certified LAN and WiFi modules
- Ability to transition from modules to chip-level solution
- Field proven technology, deployed worldwide since 2001

Product Offerings:

SoC IP Controller chips

- **iChip CO2128/2144** – Complete, highly flexible solution for WiFi, LAN, Dialup and Cellular in one package.
- **iChip CO2064** – low cost solution for Serial-LAN connectivity.



Embedded LAN & WiFi modules

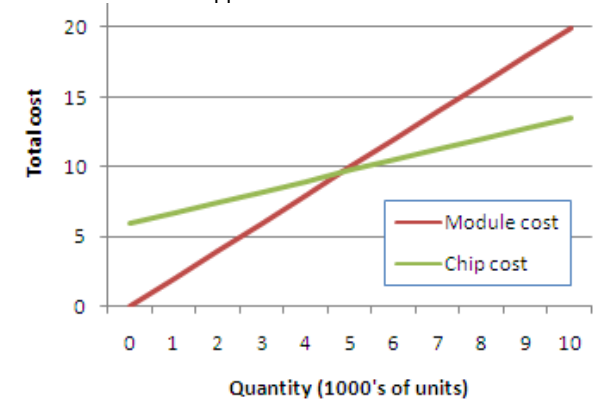
All modules are based on iChip CO2128 or CO2144.



Integration of any of these modules into a customer solution is very quick and easy. No driver or protocol development is required. The modules are fully certified. Best of all, customers are free to switch to a chip-based solution as quantities increase and enjoy significant cost reductions.

Module or chip based solution?

Factors such as development costs, certification costs, time to market, business risk and others determine if the optimal solution is based on modules or chips. The following graph shows the basic tradeoff between both approaches:



Connect One is the only vendor able to offer a seamless transition from modules to chips. Customers may transparently move from modules to a chip-based implementation as quantities increase.




Connect One is an immediate solution to add WiFi to any embedded device, offering significant functionality with no customer driver or protocol development.

Quick Introduction to Connect One


WiFi Product Offerings:

Nano WiReach – complete solution for 802.11b/g. The module has USB, SPI, Serial and RMII interfaces to the host CPU. The module offers several power-save modes which make it an ideal choice for mobile, battery operated devices, and is interchangeable with the Nano LANReach. Also available are Secure/Mini Socket iWiFi modules, providing similar functionality in industry standard form factors.



LAN Product Offerings

Nano LANReach – complete solution for 10/100BaseT LAN. The module has USB, SPI and Serial interfaces to the host CPU. The module is interchangeable with the Nano WiReach.

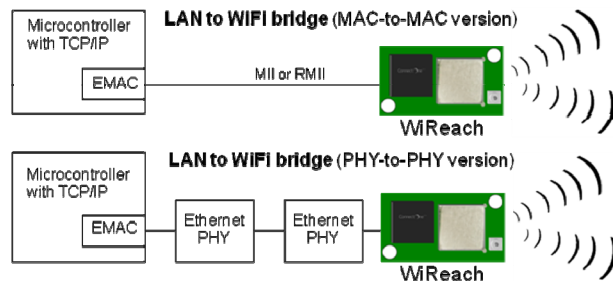


Typical LAN deployment modes:

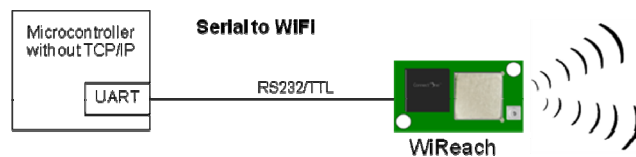
Internet Controller mode: This mode allows any PIC or MCU to use simple text based commands to manage the iChip/module, instructing it to send data over TCP, upload data over FTP, open an SSL connection and many other options.

Typical WiFi deployment modes:

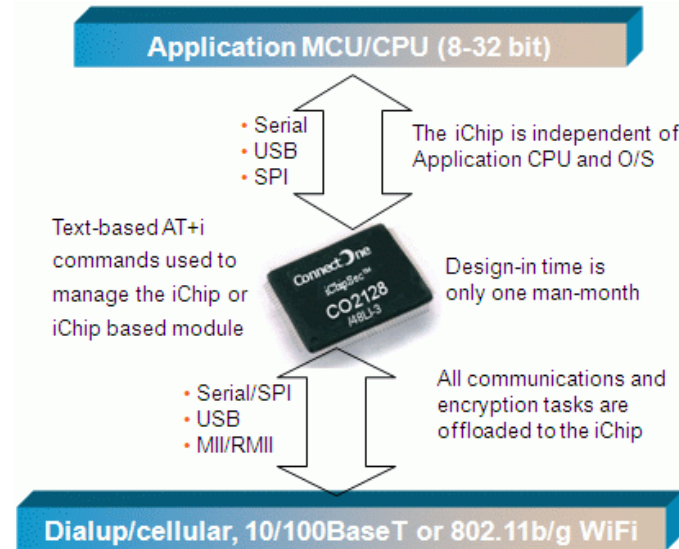
LAN – WiFi Bridge: Perfect solution for adding WiFi to devices which already have 10/100BaseT LAN and onboard TCP/IP.



Serial – WiFi bridge: Immediate solution for adding WiFi to any device which does not have WiFi drivers or TCP/IP.



Chip-based designs: High volume customers are able to migrate to a CO2144 + Wi2Wi W2SW0001 based design to replicate module functionality while cutting costs by 50%. Reference designs are available on Connect One's website. No NDA is required.



Chip-based designs: High volume customers are able to migrate to a CO2128/2144/2064 + PHY based design to replicate module functionality while cutting costs by 50%. Reference designs are available on Connect One's website. No NDA is required.

Customer Endorsements:

"Connect One has an unmatched wealth of experience and the broadest outlook of any of the IP connectivity vendors that we evaluated." *Doug Manchester, IP Program Manager, VeriFone, Inc.*

"Connect One enabled us to start production just one month after our prototype. Using simple commands, we managed all WiFi, security and IP level aspects." *Terence Tong, Director of R&D, PAX*

Competition:

- **In-house development** – engineers who wish to embark on a significant hardware and software project, integrating chips and writing WiFi drivers, protocols, SSL etc. Connect One offers an immediate, field proven solution which allows new designs or existing devices to connect to WiFi or LAN networks in few hours for prototypes and one man-month for production.
- **Module manufacturers-** vendors making LAN and/or WiFi modules. Connect One has a significant price and technology advantage over these vendor and is the only company able to offer a chip-level solution which makes large scale deployments possible.

Qualification Questions:

- Do you need to release a product quickly to the market?
- Is your existing MCU capable of TCP/IP communications?
- Is your company an expert with Internet communications?
- Are you trying to LAN or WiFi enable your device?
- Is your existing MCU capable of supporting WiFi drivers?
- Are you having difficulties with WiFi drivers?
- Does your application require SSL encryption?
- Are you concerned about certification complexity/cost?